

STANDARD SERIES


GIN156M

6" Multicrystalline Silicon Solar Cell

Features

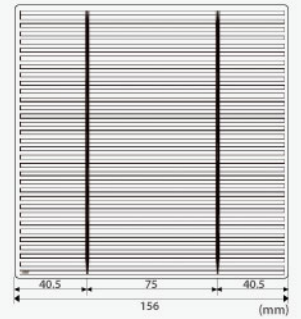
Performance and Quality

- All products passed in-line optical inspection.
- 100% inspected for shunt resistance and reverse current.
- Standard cells calibrated by Fraunhofer ISE.
- Regularly monitor product performance and soldering properties.
- Excellent mechanical performance proven by all customers.
- Least power deviation of modules ensured by precise matching of cells, sorted 100% in narrow current classes at constant test voltage.
- All products conform to the regulation of RoHS.



Physical Characteristics

Dimensions	156mm X 156mm ± 0.5mm	Thickness(Si)	180 ~ 200 μm ± 30 μm
Front	Acid textured surface with SiNx anti-reflecting coating Color : Blue, Dark Blue & Indigo 2 bus-bars in 2.0 mm ± 0.1mm width Distance between bus-bars : 75 mm Negative pole [-]	Back	Aluminum back surface field 2 bus-bars in 4.0 mm ± 0.1mm width Distance between bus-bars : 75 mm Positive pole [+]



www.gintechenergy.com

Please visit our website to get detailed technical information

STANDARD SERIES

GIN156M

6" Multicrystalline Silicon Solar Cell

Electrical Characteristics under STC*

Code	16.80	16.60	16.40	16.20	16.00	15.80	15.60	15.40	15.20	15.00
Power [W]	4.09	4.04	3.99	3.94	3.89	3.85	3.80	3.75	3.70	3.65
Short Circuit Current Isc [A]	8.50	8.46	8.41	8.36	8.31	8.27	8.25	8.15	8.08	8.05
Open Circuit Voltage Voc [mV]	627	625	622	618	615	612	611	606	601	599
Current at 0.5 V [A]	8.18	8.11	8.02	7.94	7.84	7.75	7.66	7.55	7.45	7.38
Maximum Power Current Impp [A]	7.98	7.97	7.92	7.85	7.77	7.71	7.66	7.61	7.58	7.58
Maximum Power Voltage Vmpp [mV]	517	512	509	506	505	503	500	497	493	489
Fill Factor [%]	77.36	77.19	76.98	76.85	76.78	76.63	76.08	76.53	76.85	76.94
Temperature coefficients	Isc: 0.05%/°C		Voc: -0.34%/°C		FF: -0.140%/°C		Power: -0.43%/°C			

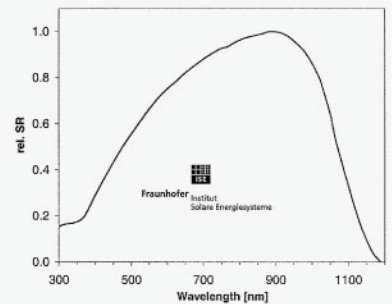
*STC (Standard Testing Conditions) : 1000W/m², AM1.5, 25°C.

The above data are average figures presently measured. Reference data are calibrated by Fraunhofer ISE Freiburg.

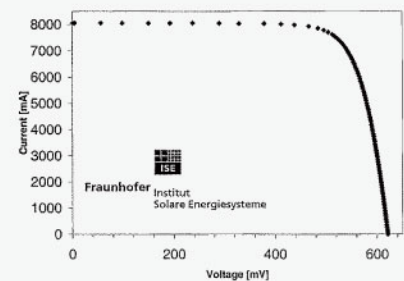
Irradiance Dependence

Irradiance [W/m ²]	1000	900	500	300	200
Isc	100%	90.0%	49.9%	29.9%	20.0%
Voc	100%	99.8%	97.1%	94.8%	93.0%

Spectral Response



I-V Curve of Efficiency 16.20% Cell



Specifications and data may change without prior notice due to product development.